



**City of Lake Forest Park
Budget & Finance Meeting
March 18, 2021
6:00 p.m.
Lake Forest Park City Hall
17425 Ballinger Way NE
AGENDA**

Meeting to be Held Virtually

See page 2 for information about how to watch the meeting online

City Hall is Closed to the Public

Committee Members: John Resha (Chair), Tom French, Semra Riddle

2021 Work Plan Discussion Continued

Director's Report – Review February 2021 Budget Monitoring Dashboard

Training Budget Discussion for 2021

Future Digital Budget Book Discussion

Citizen Comments (*Each speaker has 3 minutes to comment*)

See page 2 for how information on how to provide oral comments during Citizen Comments

Adjourn

Budget Committee Discussion Documents and Attachments

1. February 2021 Budget Monitoring Dashboard

HOW TO SUBMIT ORAL CITIZEN COMMENTS

<https://www.cityofflp.com/629/Virtual-Budget-and-Finance-Committee-Meetings>

Because the City has implemented oral comments, written comments are no longer accepted under Citizen Comments.

Please click the link below to join the webinar:

You are invited to a Zoom webinar.

When: Mar 18, 2021 06:00 PM Pacific Time (US and Canada)

Topic: Budget & Finance Meeting 3/18/21 at 6 pm

Please click the link below to join the webinar:

<https://zoom.us/j/91392652741>

Or iPhone one-tap :

US: +12532158782,,91392652741# or +16699006833,,91392652741#

Or Telephone:

Dial(for higher quality, dial a number based on your current location):

US: +1 253 215 8782 or +1 669 900 6833 or +1 346 248 7799 or +1 408 638 0968 or +1 646 876 9923 or +1 301 715 8592 or +1 312 626 6799

Webinar ID: 913 9265 2741

International numbers available: <https://zoom.us/u/aZZ8NKihR>

City of Lake Forest Park

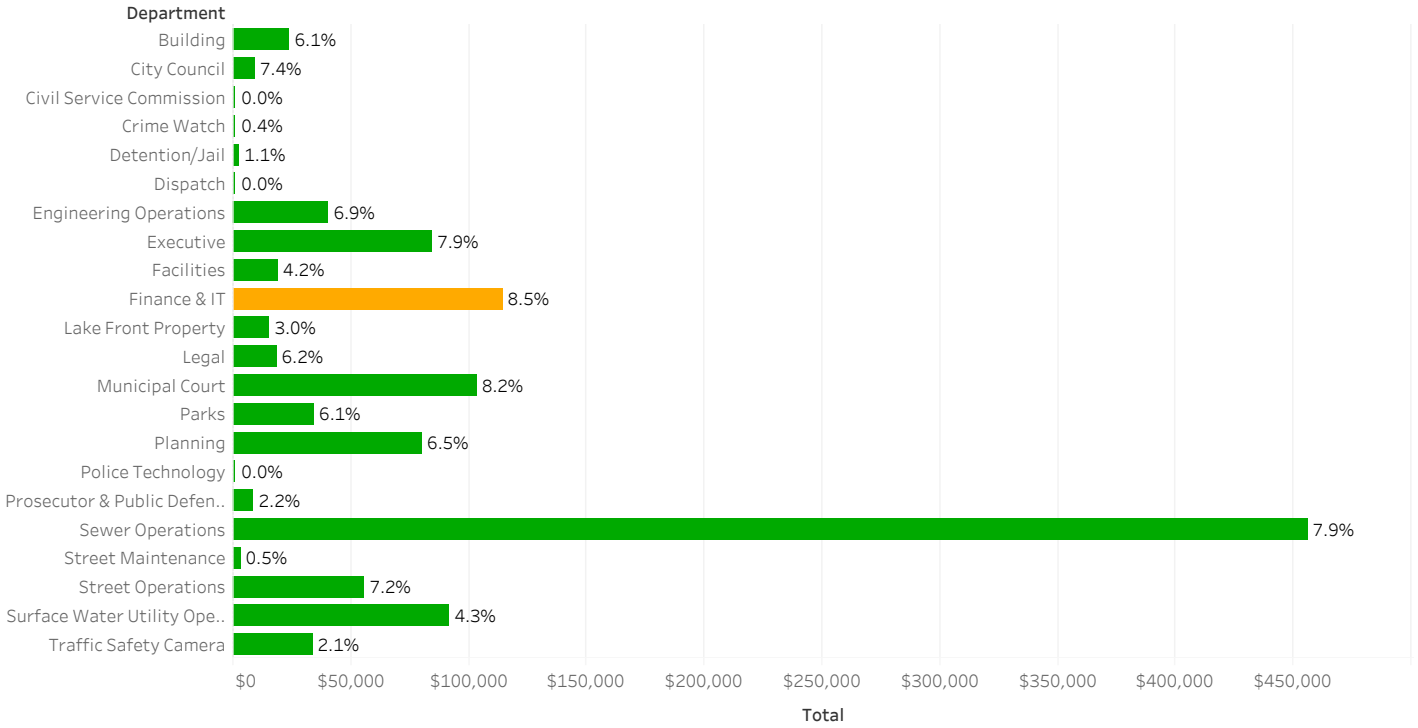
February 28, 2021 Budget Monitoring Dashboard

For the purposes of this reporting the budgetary period is January 1, 2021 to December 31, 2022.

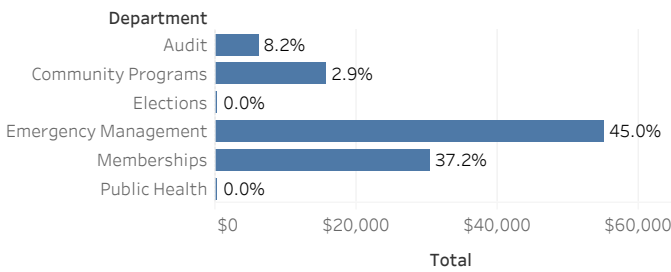
As of the date of this report we are approximately 8% through the budgetary period. Green shading indicates meeting or exceeding budgeted performance; yellow indicates not meeting budgeted performance at this time.

Percentages, where shown, are the relative period-to-date (PTD) expenditures compared to the budgeted amounts for the budgetary period.

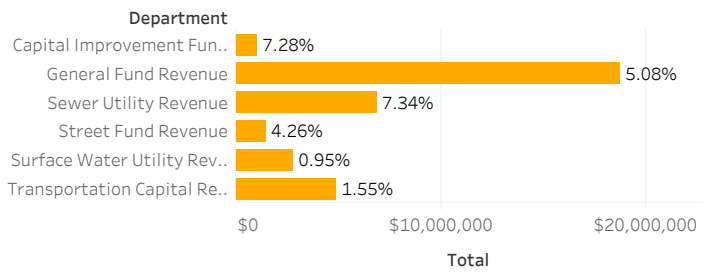
Operating Departments



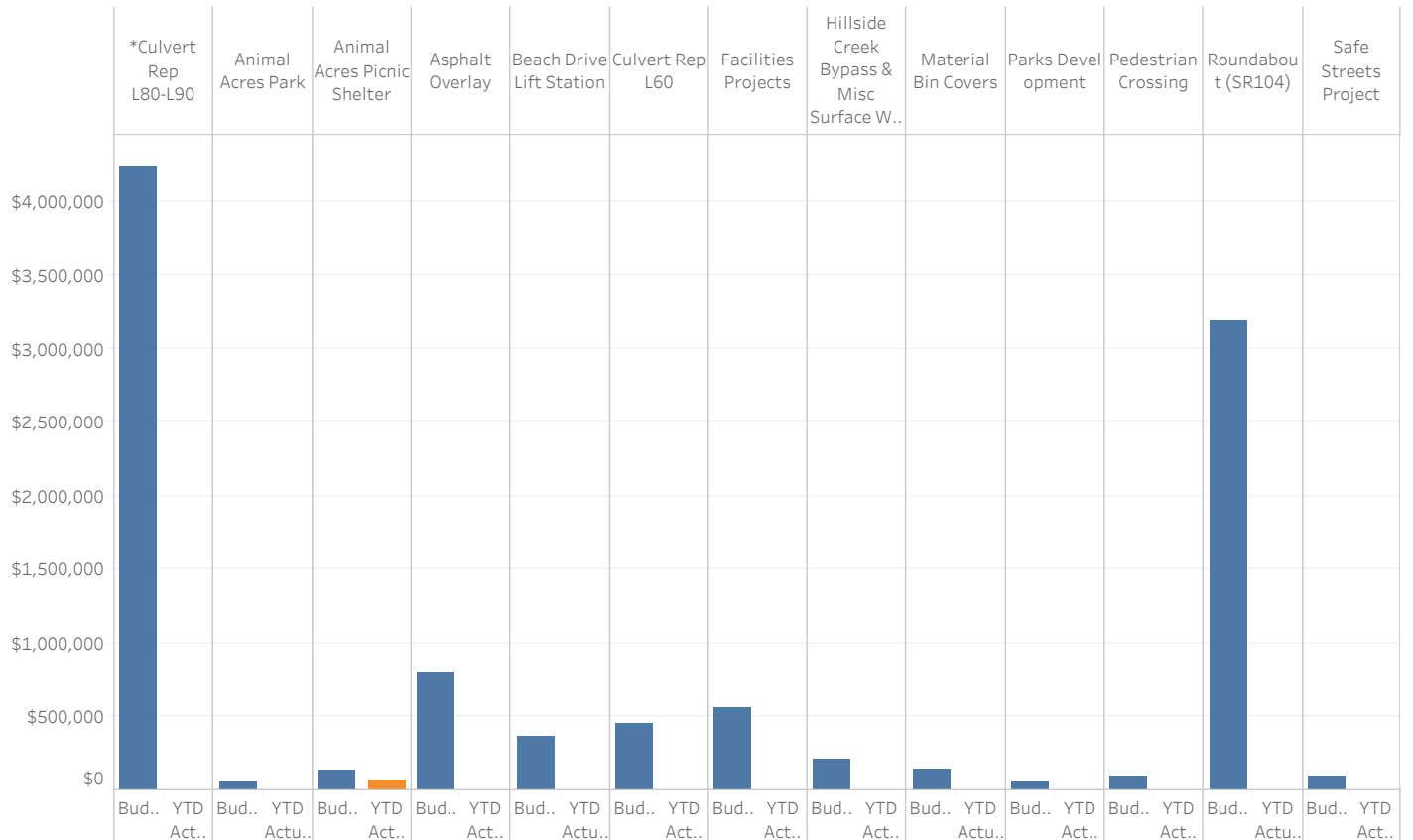
Non-Operating Departments



Revenue by Fund



Capital Projected Budget vs. Actual



February 28, 2021 Budget Monitoring

For the purposes of this reporting the budgetary period is January 1, 2021 to December 31, 2022.

As of the date of this report we are approximately 8% through the budgetary period.

Percentages shown on this report are the relative period-to-date (PTD) expenditures compared to the budgeted amounts for the budgetary period.

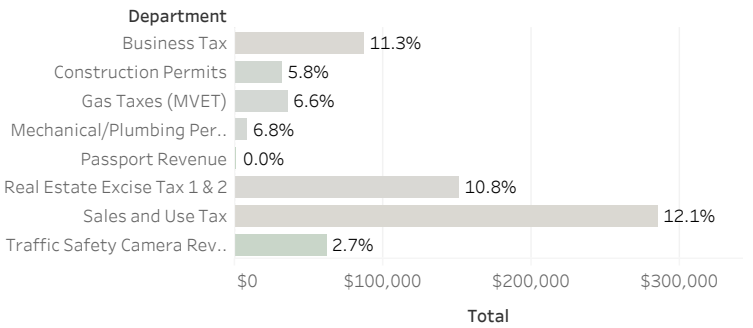
Operating Departments

Department	Budget	YTD Actual	PTD
Building	\$393,695	\$23,939	6.1%
City Council	\$122,700	\$9,066	7.4%
Civil Service Commission	\$14,583	\$0	0.0%
Crime Watch	\$9,000	\$35	0.4%
Detention/Jail	\$236,000	\$2,626	1.1%
Dispatch	\$331,000	\$0	0.0%
Engineering Operations	\$591,602	\$40,531	6.9%
Executive	\$1,062,200	\$84,319	7.9%
Facilities	\$453,340	\$19,024	4.2%
Finance & IT	\$1,344,100	\$114,530	8.5%
Lake Front Property	\$500,000	\$15,098	3.0%
Legal	\$300,000	\$18,503	6.2%
Municipal Court	\$1,256,084	\$103,334	8.2%
Parks	\$566,785	\$34,478	6.1%
Planning	\$1,238,800	\$80,298	6.5%
Police Technology	\$50,000	\$0	0.0%
Prosecutor & Public Defender	\$372,000	\$8,322	2.2%
Sewer Operations	\$5,791,500	\$455,823	7.9%
Street Maintenance	\$670,550	\$3,151	0.5%
Street Operations	\$778,320	\$55,905	7.2%
Surface Water Utility Operati..	\$2,135,724	\$91,425	4.3%
Traffic Safety Camera	\$1,584,000	\$33,361	2.1%

Revenue by Fund

Department	Budget	YTD Actual	PTD
Capital Improvement Fund Revenue	\$1,045,241	\$76,104	7.3%
General Fund Revenue	\$18,708,046	\$950,998	5.1%
Sewer Utility Revenue	\$6,861,355	\$503,648	7.3%
Street Fund Revenue	\$1,506,056	\$64,125	4.3%
Surface Water Utility Revenue	\$2,822,622	\$26,690	0.9%
Transportation Capital Revenue	\$4,920,022	\$76,134	1.5%

Revenue by Line Item



Non-Operating Departments

Department	Budget	YTD Actual	PTD
Audit	\$74,000	\$6,046	8.2%
Community Programs	\$544,250	\$15,770	2.9%
Elections	\$100,000	\$0	0.0%
Emergency Management	\$122,833	\$55,235	45.0%
Memberships	\$81,707	\$30,371	37.2%
Public Health	\$7,400	\$0	0.0%

Capital

Department	Budget	YTD Actual
*Culvert Rep L80-L90	\$4,242,000	\$0
Animal Acres Park	\$60,000	\$0
Animal Acres Picnic Shelter	\$138,046	\$68,874
Asphalt Overlay	\$800,000	\$0
Beach Drive Lift Station	\$365,000	\$0
Culvert Rep L60	\$458,518	\$3,455
Facilities Projects	\$565,000	\$0
Hillside Creek Bypass & Misc Surface Wa..	\$210,000	\$0
Material Bin Covers	\$150,000	\$0
Parks Development	\$60,000	\$0
Pedestrian Crossing	\$100,000	\$0
Roundabout (SR104)	\$3,192,000	\$0
Safe Streets Project	\$100,000	\$555